

Gianpaolo**Fusari**

British Council
Afternoon Tea, Tallinn
01.11.2012





multidisciplinary

multicultural

collaboration



~~**medicine**~~

industrial design



Photo: Jaime Navarro

pR34 house (2004)



Falcon HQ (2004)




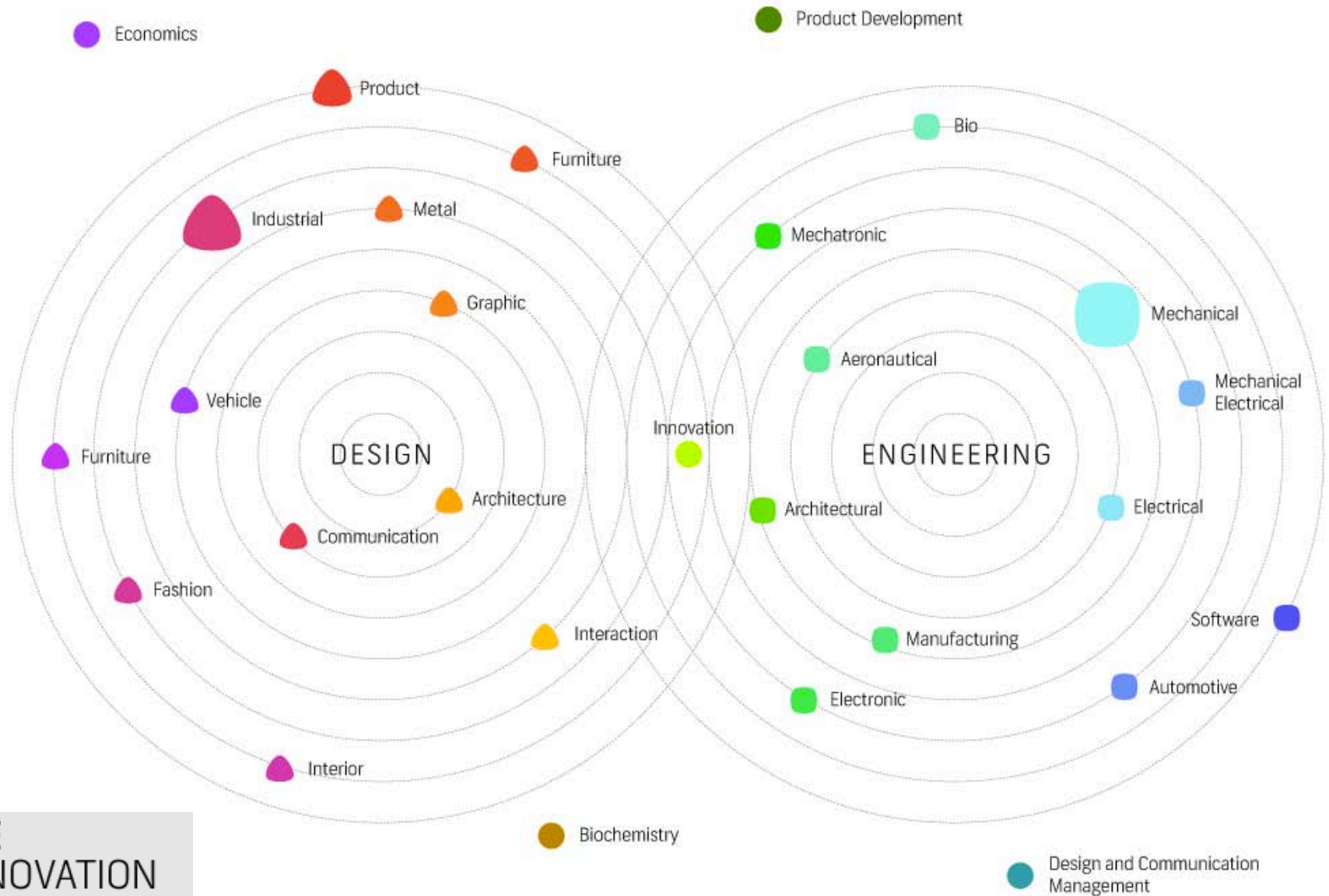
Nestle chocolate factory (2007)

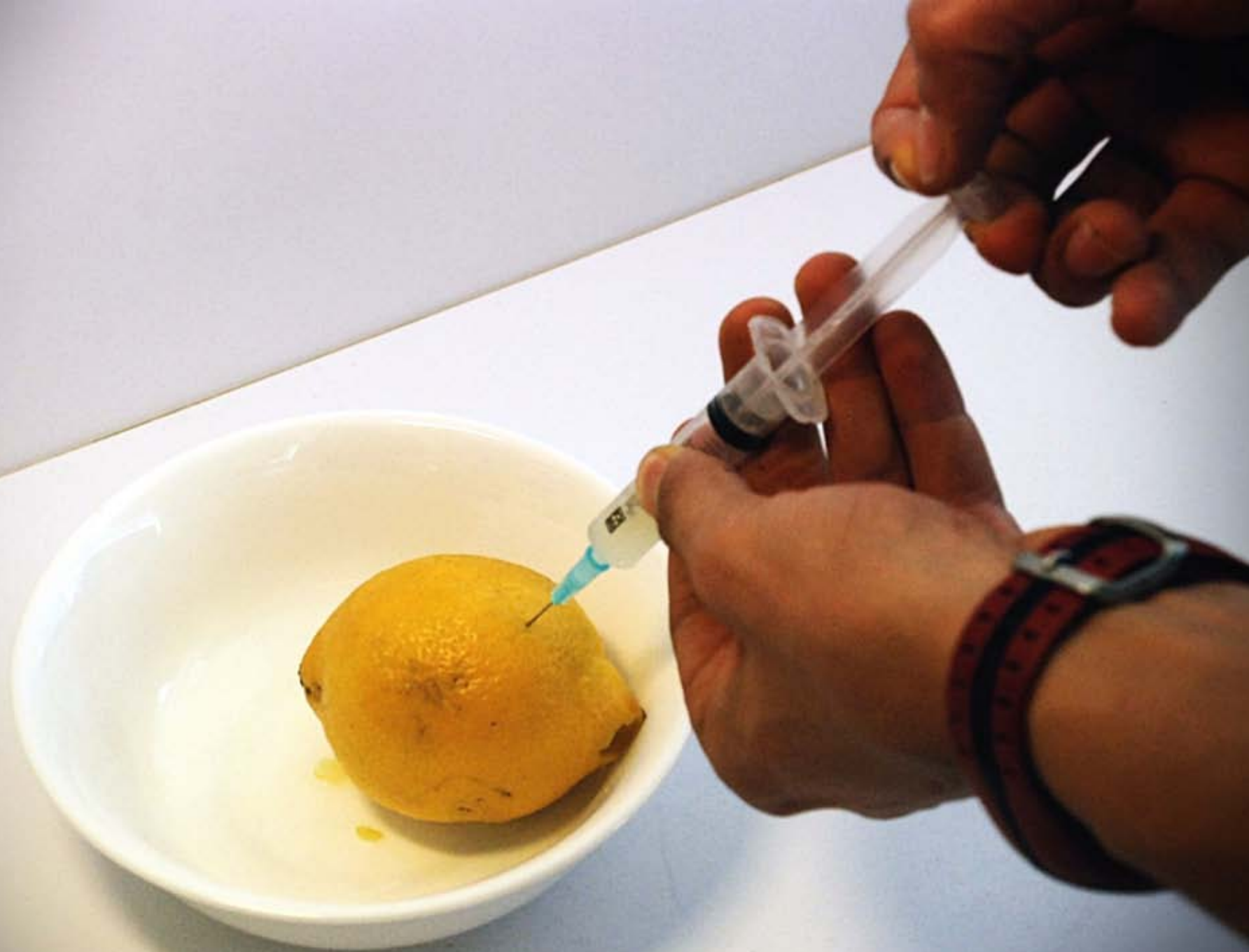


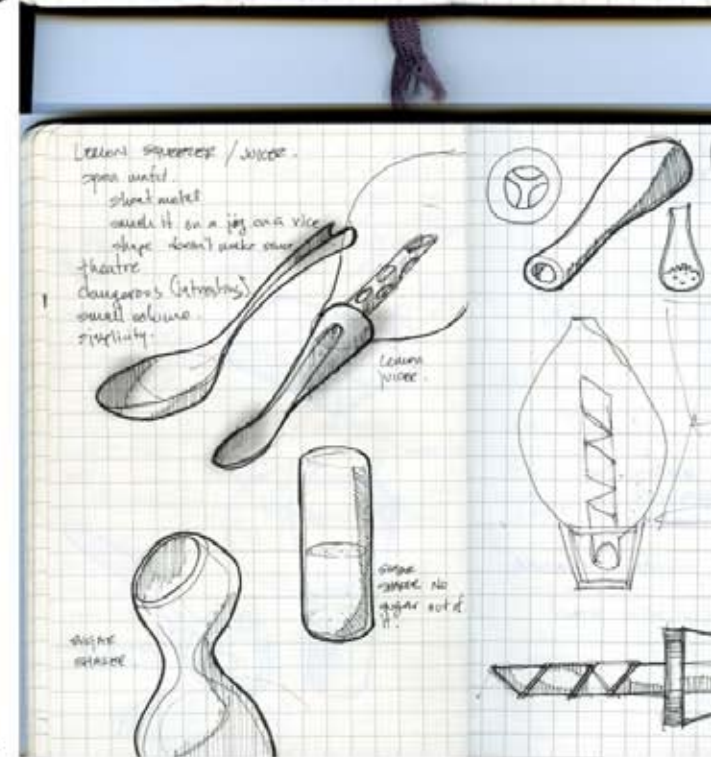
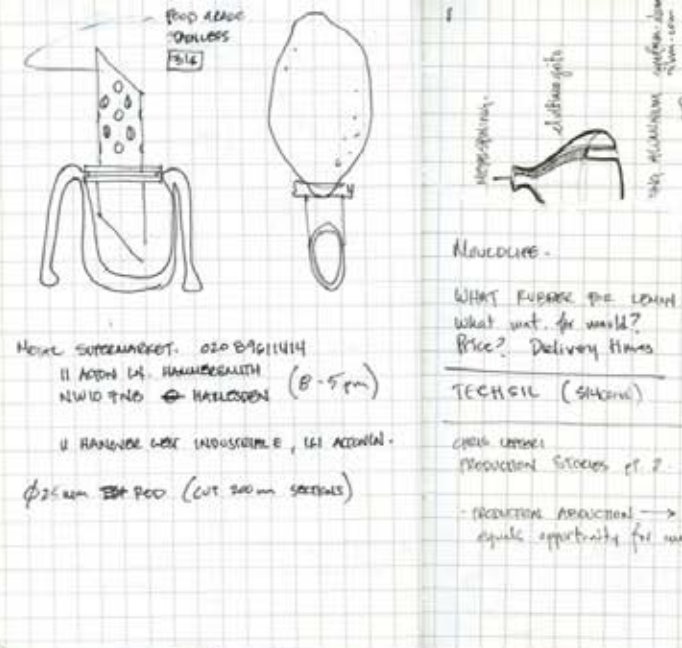
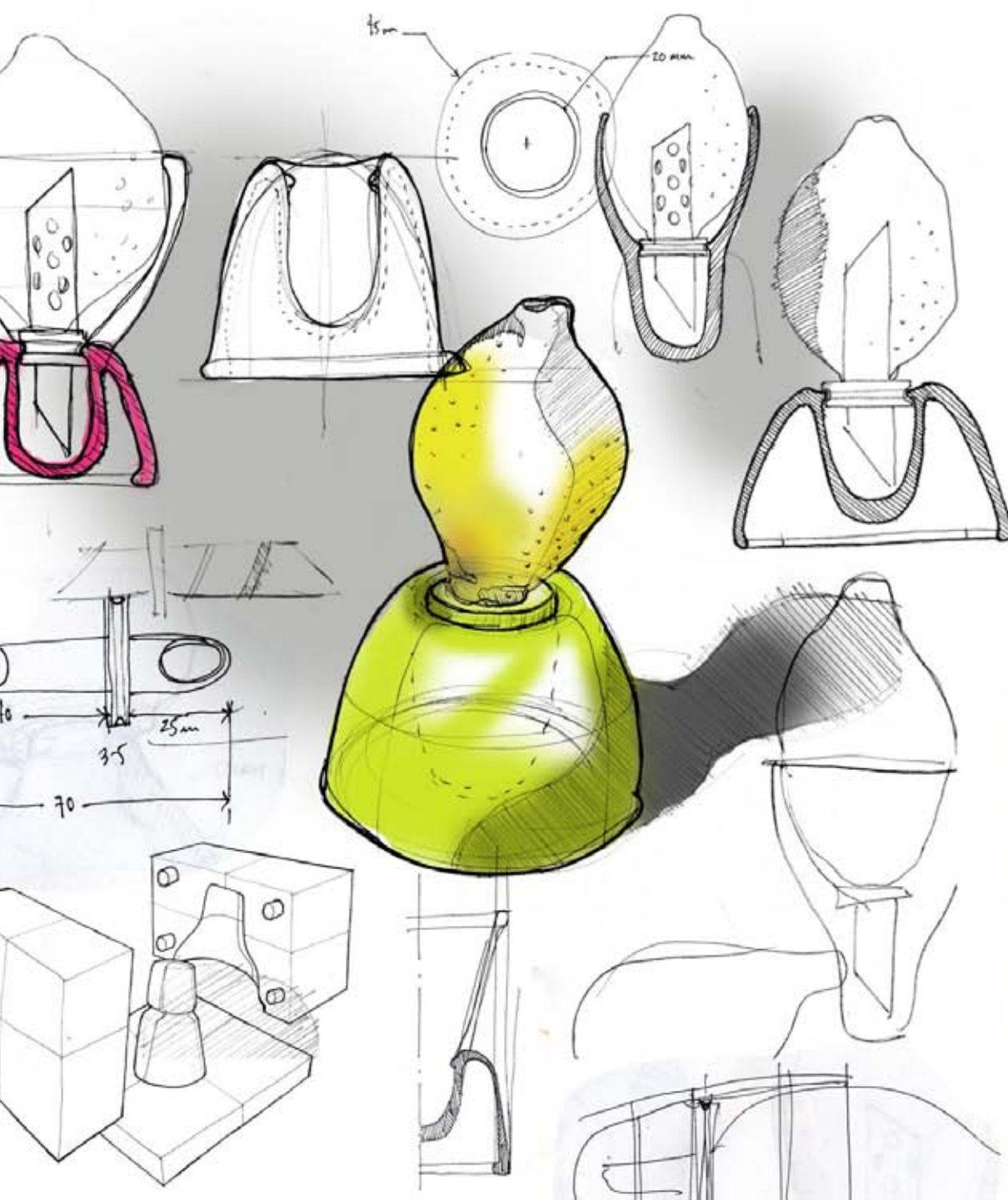
Royal College of Art

The world's leading postgraduate art and design school. Our staff, students and alumni comprise an internationally renowned community of designers, researchers and artists who play a significant role in the shaping of society and modern culture.















richer communities &
healthier people



connecting farmers &
street vendors



providing office workers
with healthy meals




Blue Corn is a super food

20% more protein than
yellow or white corn
15% less starch content
low glycemic index > per-
fect for diabetics
natural antioxidant





The Bureau of Research Engineering Art & Design





Royal College of Art

helen hamlyn centre for design



Age & Ability
Lab



Health & Patient
Safety Lab



Work & City
Lab

**Designers often find it
easier to design
for themselves...**

**... and this leads to
design exclusion**

Bill Moggridge
IDEO co-founder, 2001

industrial design

healthcare



Reducing violence and aggression in A+E



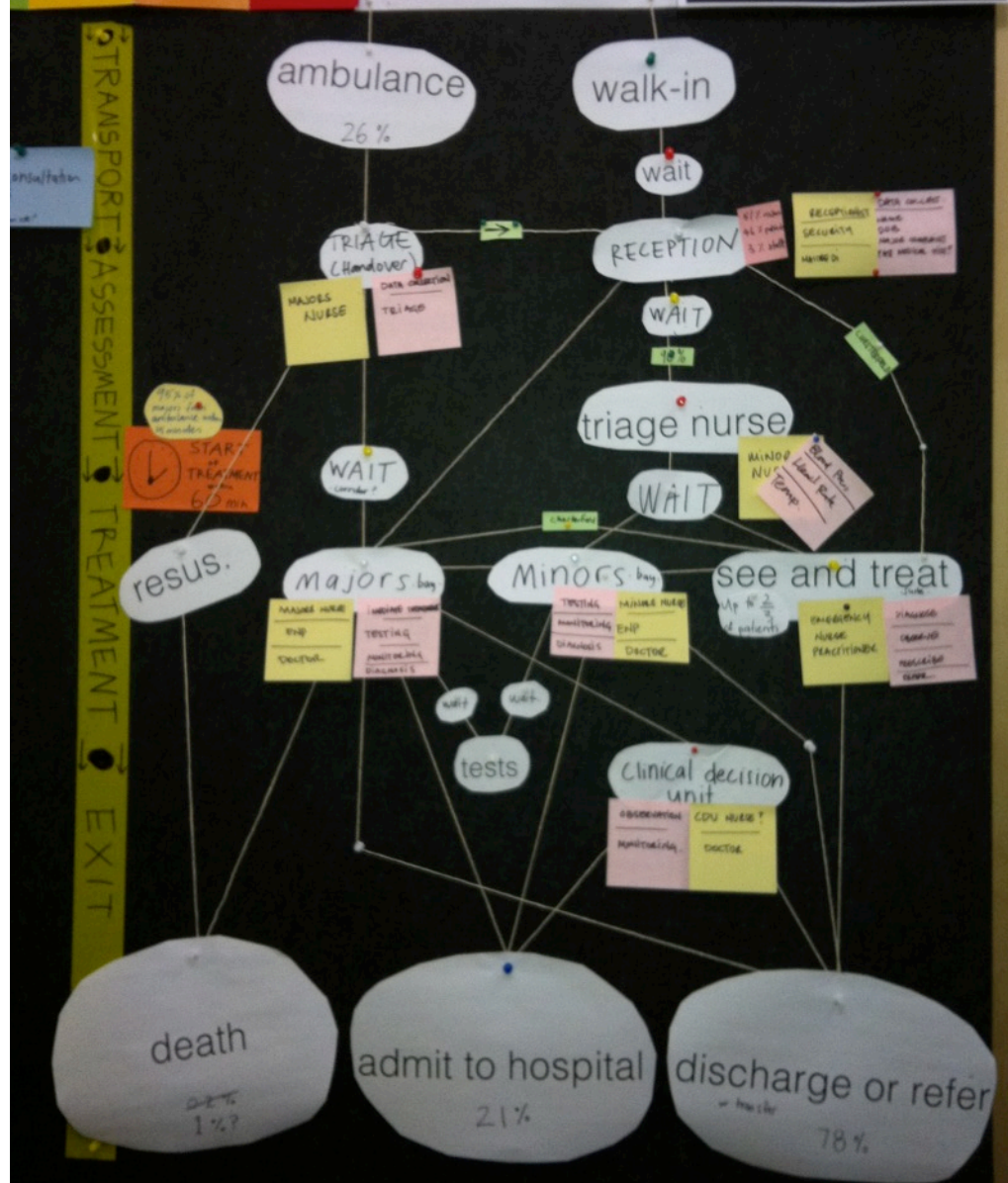
Feeling sick, vomiting, ear pain.

Cuts, grazes, minor injuries.

Chest pain, blacking out, blood loss.

injury

What are the key tensions?





1. Check in

2. Assess

3. Treatment



Ambulance

Patients arriving by ambulance may require urgent care and need immediate treatment.

Arrival



Walk-In

Check-in

The triage nurse will take your details into the system.

Handover

The care of the patient is passed over to our A&E team.

Triage

The triage nurse will assess your injuries or illness and place you into a priority category. This helps us determine how you will be treated.

Wait

Urgent patients will be seen first, or you may have to wait.

See & Treat

Patients with minor injuries may be assessed and treated by a qualified nurse in our clinic. This service is only available from 9pm-5pm.

Tests

Resus

Majors

Minors

Resus

Wait

You may have to wait whilst we get your results.



Check in



Assessment



Treatment



Outcome



Ambulance



Walk in

Check in

Handover

Resuscitation

Major Injuries

Tests

Minor Injuries

See & Treat

Hospital

Leave A&E

Your journey through A&E

This map shows the 4 different stages of your progress through the A&E Department: Check-in, Assessment, Treatment and Outcome. You can expect some waiting time between each stage. Please use this map to keep track of your progress.

You will find information points throughout the A&E Department. These explain what happens in each area of the department.

Waiting times vary according to the number of people waiting. We aim to treat everyone within 4 hours of arrival. We are sorry that we treat people with the most serious injury or illness. Thank you for waiting patiently.

You will find some useful phone numbers on the back of this leaflet. Please take this leaflet with you when you leave the department.




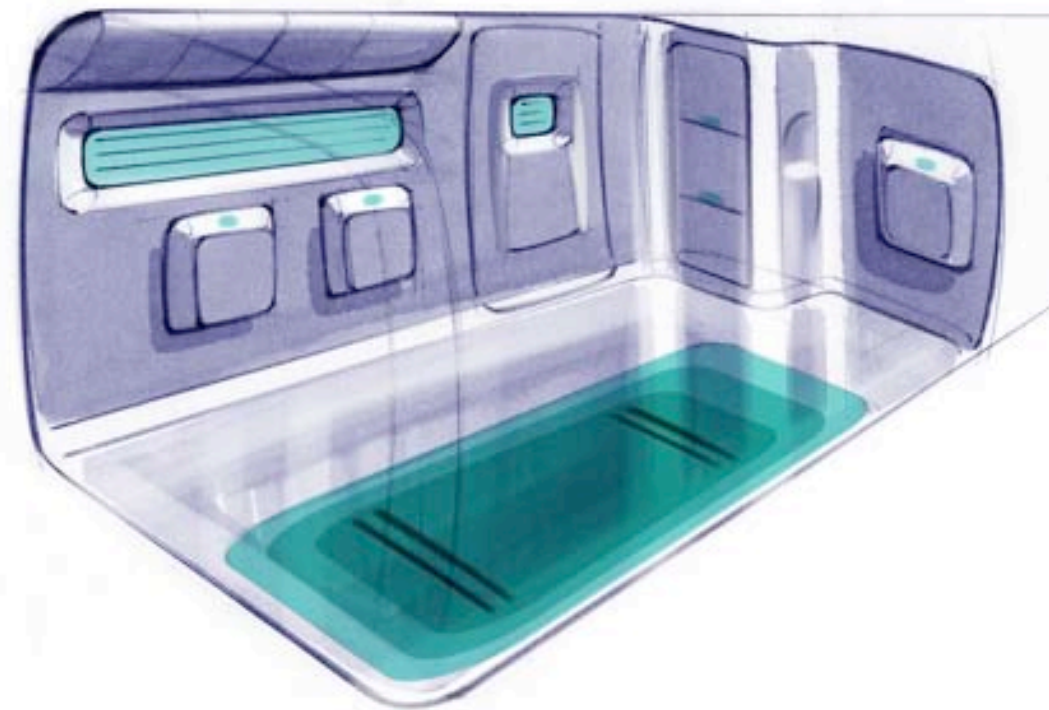
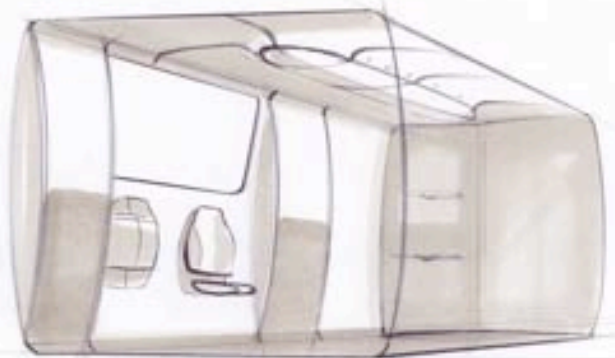


Redesigning the Ambulance



REDESIGNING THE AMBULANCE















O. Mask Drawer

Latex Free Kit &
Infection Kit
Triage

Banana Board, Moving
& Handling

Airway Pack

Cannulation Pack

Gloves Holder, Tissue,
Portable Trigger Spray,
Absorbent Deodoriser

Burns Kit

Maternity Kit

Drugs Bag

Spare Gas
Cylinders

Royal College of Art



For exhibition details go to
the Tate Design Festival
**THE PROBLEM
SOLVES FIRST**
London's Design Centre for Design
supported by the London
Ambulance Service
SUSTAIN
London Design
DORBA YELEN
International Design
GIVE ME MORE
PERFORMANCE







Aitäh!

Gianpaolo **Fusari**

British Council
Afternoon Tea, Tallinn
01.11.2012